



Licensing Section, Town Hall, Crawley, West Sussex, RH10 1UZ

Application to vary a club premises certificate to be granted under the  
Licensing Act 2003

PLEASE READ THE FOLLOWING INSTRUCTIONS FIRST

Before completing this form please read the guidance notes at the end of the form. If you are completing this form by hand please write legibly in block capitals. In all cases ensure that your answers are inside the boxes and written in black ink. Use additional sheets if necessary. You may wish to keep a copy of the completed form for your records.

Crawley Masonic Club  
(insert name(s) of club)

club apply to vary a club premises certificate under section 84 of the Licensing Act 2003 for the premises described in Part 1 below

Club premises certificate number  
05/00021/CPC

Part 1 - Club premises Details

|   |         |          |         |
|---|---------|----------|---------|
| Name of club<br>Crawley Masonic Club  |         |          |         |
| Postal address of premises or, if none, ordnance survey map reference or description<br>Crawley Masonic Hall<br>Hfield Green, |         |          |         |
| Post town   | Crawley | Postcode | RH110LZ |
| Telephone number at premises (if any)   |         |          |         |
| E-mail address  |         |          |         |

|   |         |            |            |
|---|---------|------------|------------|
| Name of person performing duties of a secretary of the club<br>Mr Adam Humphrey |         |            |            |
| Secretary's postal address<br>[REDACTED]  |         |            |            |
| Post town   | Crawley | Postcode   | [REDACTED] |
| Telephone number at premises (if any)   |         | [REDACTED] |            |
| E-mail address  |         |            |            |

**Part 2 - Applicant details**

|   |         |          |
|---|---------|----------|
| Daytime contact telephone number                          |         |          |
| E-mail address (optional)                                 |         |          |
| Current postal address if different from premises address |         |          |
| Post town   | Crawley | Postcode |

**Part 3 - Variation**

Please tick as appropriate

Do you want the proposed variation to have effect as soon as possible?

☒ Yes

☐ No

If not, from what date do you want the variation to take effect?

|    |    |      |
|----|----|------|
| DD | MM | YYYY |
|    |    |      |

Do you want the proposed variation to have effect in relation to the introduction of the late night levy (See guidance notes 1)

☐ Yes

☒ No

Please describe briefly the nature of the proposed variation (Please see guidance note 2)

Extension to the authorised hours for the supply of alcohol

Extension to the authorised club opening hours.

If the club's variation would mean that 5,000 or more people are expected to attend the premises at any one time, please state the number expected to attend:

N/A

#### Part 4 Operating Schedule

Please complete those parts of the Operating Schedule below which would be subject to change if this application to vary is successful.

What qualifying club activities do you intend to conduct on the club premises which will be affected by your application

Provision of regulated entertainment (please read guidance note 3)

Please tick all that apply

- a) plays (if ticking yes, fill in box A) ☐
- b) films (if ticking yes, fill in box B) ☐
- c) indoor sporting events (if ticking yes, fill in box C) ☐
- d) boxing or wrestling entertainment (if ticking yes, fill in box D) ☐
- e) live music (if ticking yes, fill in box E) ☐
- f) recorded music (if ticking yes, fill in box F) ☐
- g) performances of dance (if ticking yes, fill in box G) ☐
- h) anything of a similar description to that falling within (e), (f) or (g) (if ticking yes, fill in box H) ☐

The supply of alcohol by or on behalf of a club, or to the order of, a member of the club (if ticking yes, fill in box I)



The sale by retail of alcohol by or on behalf of the club to a guest of a club for consumption on the premises where the sale takes place (if ticking yes, fill in box J)



In all case complete boxes K, L, M

A

|  |       |        |   |          |                          |
|--|-------|--------|---|----------|--------------------------|
| Plays<br>Standard days and<br>timings (please read<br>guidance note 8) |       |        | Will the performance of a play take place indoors<br>or outdoors or both – please tick<br>(please read guidance note 4)   | Indoors  | <input type="checkbox"/> |
|  |       |        |   | Outdoors | <input type="checkbox"/> |
|  |       |        |   | Both     | <input type="checkbox"/> |
| Day  | Start | Finish | Please give further details here (please read guidance note 5)  |          |                          |
| Mon  |       |        |   |          |                          |
| Tue  |       |        | State any seasonal variations for performing plays (please read<br>guidance note 6)   |          |                          |
| Wed  |       |        |   |          |                          |
| Thur   |       |        |   |          |                          |
| Fri  |       |        | Non standard timings. Where you intend to use the premises for the<br>performance of plays at different times to those listed in the column<br>on the left, please list (please read guidance note 7) |          |                          |
| Sat  |       |        |   |          |                          |
| Sun  |       |        |   |          |                          |

B

|  |       |        |  |          |                          |
|--|-------|--------|--|----------|--------------------------|
| Films<br>Standard days and<br>timings (please read<br>guidance note 8) |       |        | Will the exhibition of films take place indoors or<br>outdoors or both – please tick (please read<br>guidance note 4)  | Indoors  | <input type="checkbox"/> |
|  |       |        |  | Outdoors | <input type="checkbox"/> |
|  |       |        |  | Both     | <input type="checkbox"/> |
| Day  | Start | Finish | Please give further details here (please read guidance note 5)   |          |                          |
| Mon  |       |        |  |          |                          |
| Tue  |       |        | State any seasonal variations for the exhibition of films<br>(please read guidance note 6)   |          |                          |
| Wed  |       |        |  |          |                          |
| Thur   |       |        |  |          |                          |
| Fri  |       |        | Non standard timings. Where you intend to use the premises for the<br>exhibition of films at different times to those listed in the column on the<br>left, please list (please read guidance note 7) |          |                          |
| Sat  |       |        |  |          |                          |
| Sun  |       |        |  |          |                          |

C

|   |       |        |   |
|---|-------|--------|---|
| Indoor sporting events<br>Standard days and timings (please read guidance note 8) |       |        | Please give further details (please read guidance note 5)   |
| Day   | Start | Finish |   |
| Mon   |       |        | State any seasonal variations for indoor sporting events (please read guidance note 6)  |
| Tue   |       |        |   |
| Wed   |       |        |   |
| Thur  |       |        | Non standard timings. Where you intend to use the premises for indoor sporting events at different times to those listed in the column on the left, please list (please read guidance note 7) |
| Fri   |       |        |   |
| Sat   |       |        |   |
| Sun   |       |        |   |

D

|   |       |        |  |          |                          |
|---|-------|--------|--|----------|--------------------------|
| Boxing or wrestling entertainments<br>Standard days and timings (please read guidance note 8) |       |        | Will the boxing or wrestling entertainment take place indoors or outdoors or both – please tick (please read guidance note 4)  | Indoors  | <input type="checkbox"/> |
| Day   | Start | Finish |  | Outdoors | <input type="checkbox"/> |
| Mon   |       |        | Please give further details here (please read guidance note 5)   | Both     | <input type="checkbox"/> |
| Tue   |       |        |  |          |                          |
| Wed   |       |        |  |          |                          |
| Thur  |       |        | State any seasonal variations for boxing or wrestling entertainment (please read guidance note 6)  |          |                          |
| Fri   |       |        |  |          |                          |
| Sat   |       |        |  |          |                          |
| Sun   |       |        |  |          |                          |
|   |       |        | Non standard timings. Where you intend to use the premises for boxing or wrestling entertainment at different times to those listed in the column on the left, please list (please read guidance note 7) |          |                          |
|   |       |        |  |          |                          |
|   |       |        |  |          |                          |
|   |       |        |  |          |                          |

E

|   |       |        |  |  |          |                          |
|---|-------|--------|--|--|----------|--------------------------|
| Live music<br>Standard days and<br>timings (please read<br>guidance note 6) |       |        | Will the performance of live music take place<br>indoors or outdoors or both -- please tick (please<br>read guidance note 4)   |  | Indoors  | <input type="checkbox"/> |
|   |       |        |  |  | Outdoors | <input type="checkbox"/> |
|   |       |        |  |  | Both     | <input type="checkbox"/> |
|   |       |        |  |  |          |                          |
| Day   | Start | Finish | Please give further details here (please read guidance note 5)   |  |          |                          |
| Mon   |       |        |  |  |          |                          |
| Tue   |       |        | State any seasonal variations for the performance of live music (please<br>read guidance note 6)   |  |          |                          |
| Wed   |       |        |  |  |          |                          |
| Thur  |       |        | Non standard timings. Where you intend to use the premises for the<br>performance of live music at different times to those listed in the<br>column on the left, please list (please read guidance note 7) |  |          |                          |
| Fri   |       |        |  |  |          |                          |
| Sat   |       |        |  |  |          |                          |
| Sun   |       |        |  |  |          |                          |

F

|   |       |        |  |  |          |                          |
|---|-------|--------|--|--|----------|--------------------------|
| Recorded music<br>Standard days and<br>timings (please read<br>guidance note 6) |       |        | Will the playing of recorded music take place<br>indoors or outdoors or both -- please tick (please<br>read guidance note 4)   |  | Indoors  | <input type="checkbox"/> |
|   |       |        |  |  | Outdoors | <input type="checkbox"/> |
|   |       |        |  |  | Both     | <input type="checkbox"/> |
|   |       |        |  |  |          |                          |
| Day   | Start | Finish | Please give further details here (please read guidance note 6)   |  |          |                          |
| Mon   |       |        |  |  |          |                          |
| Tue   |       |        | State any seasonal variations for the playing of recorded music (please<br>read guidance note 6)   |  |          |                          |
| Wed   |       |        |  |  |          |                          |
| Thur  |       |        | Non standard timings. Where you intend to use the premises for the<br>playing of recorded music at different times to those listed in the<br>column on the left, please list (please read guidance note 7) |  |          |                          |
| Fri   |       |        |  |  |          |                          |
| Sat   |       |        |  |  |          |                          |
| Sun   |       |        |  |  |          |                          |

G

|   |       |        |  |  |          |                          |
|---|-------|--------|--|--|----------|--------------------------|
| Performances of dance<br>Standard days and timings<br>(please read guidance note 8) |       |        | Will the performance of dance take place<br>indoors or outdoors or both - please tick<br>(please read guidance note 4)   |  | Indoors  | <input type="checkbox"/> |
|   |       |        |  |  | Outdoors | <input type="checkbox"/> |
|   |       |        |  |  | Both     | <input type="checkbox"/> |
| Day   | Start | Finish | Please give further details here (please read guidance note 5)   |  |          |                          |
| Mon   |       |        |  |  |          |                          |
| Tue   |       |        |  |  |          |                          |
| Wed   |       |        | State any seasonal variations for the performance of dance<br>(please read guidance note 6)  |  |          |                          |
| Thur  |       |        |  |  |          |                          |
| Fri   |       |        |  |  |          |                          |
| Sal   |       |        | Non standard timings. Where you intend to use the premises<br>for the performance of dance at different times to those listed<br>in the column on the left, please list<br>(please read guidance note 7) |  |          |                          |
| Sun   |       |        |  |  |          |                          |
|   |       |        |  |  |          |                          |

H

|  |       |        |   |  |          |                          |
|--|-------|--------|---|--|----------|--------------------------|
| Anything of a similar<br>description to that falling<br>within (e), (f) or (g)<br>Standard days and timings<br>(please read guidance note 8) |       |        | Please give a description of the type of entertainment you will be<br>providing   |  |          |                          |
| Day  | Start | Finish | Will this entertainment take place indoors<br>or outdoors or both - please tick (please<br>read guidance note 4)  |  | Indoors  | <input type="checkbox"/> |
| Mon  |       |        |   |  | Outdoors | <input type="checkbox"/> |
|  |       |        |   |  | Both     | <input type="checkbox"/> |
| Tue  |       |        | Please give further details here (please read guidance note 5)  |  |          |                          |
| Wed  |       |        |   |  |          |                          |
| Thur   |       |        |   |  |          |                          |
| Fri  |       |        | State any seasonal variations for entertainment of a similar<br>description to that falling within (e), (f) or (g)<br>(please read guidance note 6)   |  |          |                          |
| Sal  |       |        |   |  |          |                          |
| Sun  |       |        |   |  |          |                          |
|  |       |        | Non standard timings. Where you intend to use the premises<br>for the entertainment of a similar description to that falling<br>within (e), (f) or (g) at different times to those listed in the<br>column on the left, please list (please read guidance note 7) |  |          |                          |
|  |       |        |   |  |          |                          |
|  |       |        |   |  |          |                          |

|  |       |        |  |                     |                                     |
|--|-------|--------|--|---------------------|-------------------------------------|
| Supply of alcohol<br>Standard days and<br>timings (please read<br>guidance note 8) |       |        | Will the supply of alcohol be for consumption<br>- please tick (please read guidance note 9)   | On the<br>premises  | <input checked="" type="checkbox"/> |
|  |       |        |  | Off the<br>premises | <input type="checkbox"/>            |
|  |       |        |  | Both                | <input type="checkbox"/>            |
| Day  | Start | Finish | State any seasonal variations for the supply of alcohol (please<br>read guidance note 6)   |                     |                                     |
| Mon  | 1100  | 0100   |  |                     |                                     |
| Tue  | 1100  | 0100   | No change from current certificate   |                     |                                     |
| Wed  | 1100  | 0100   |  |                     |                                     |
| Thur   | 1100  | 0100   | Non-standard timings. Where you intend to use the premises for<br>the supply of alcohol at different times to those listed in the<br>column on the left, please list (please read guidance note 7) |                     |                                     |
| Fri  | 1100  | 0100   |  |                     |                                     |
| Sat  | 1100  | 0100   |  |                     |                                     |
| Sun  | 1200  | 0100   |  |                     |                                     |
|  |       | 2230   |  |                     |                                     |

J

|  |       |        |  |  |
|--|-------|--------|--|--|
| Hours club premises<br>are open to members<br>and guest<br>Standard days and<br>timings (please read<br>guidance note 8) |       |        | State any seasonal variations (please read guidance note 6)  |  |
|  |       |        | No change from current certificate   |  |
| Day  | Start | Finish | Non standard timings. Where you intend the premises to be open<br>to the public at different times from those listed in the column on<br>the left, please list (please read guidance note 7) |  |
| Mon  | 1000  | 0200   |  |  |
| Tue  | 1000  | 0200   | No change from current certificate   |  |
| Wed  | 1000  | 0200   |  |  |
| Thur   | 1000  | 0200   |  |  |
| Fri  | 1000  | 0200   |  |  |
| Sat  | 1000  | 0200   |  |  |
| Sun  | 1000  | 0100   |  |  |



K

Please highlight any adult entertainment or services, activities, other entertainment or matters ancillary to the use of the premises that may give rise to concern in respect of children (please read guidance note 10).

None

L

Please identify those conditions currently imposed on the licence which you believe could be removed as a consequence of the proposed variation you are seeking.

None

Please tick as appropriate

- I have enclosed the premises licence ☒
- I have enclosed the relevant part of the premises licence ☐

If you have not ticked one of these boxes, please fill in reasons for not including the licence or part of it below

Reasons why I have not enclosed the premises licence or relevant part of premises licence.

M

Describe the steps you intend to take to promote the four licensing objectives;

a) General – all four licensing objectives (b, c, d and e) (please read guidance note 11)

- New Members may not make use of licensed premises until a period of 48 Hours has elapsed since the date of application.
- Club Members may sign in a maximum of 2 guests at any one time

b) The prevention of crime and disorder

- The Club will operate an age verification policy set at a minimum of 25 years, whereby any person attempting to buy alcohol who appears to be under the specified age will be asked for photographic ID to prove their age. Signage advertising the "Challenge" policy will be displayed in prominent locations in the premises and shall include the point of sale and the area where the alcohol is displayed, as a minimum.

c) Public safety

d) The prevention of public nuisance

- After 21:00 hours all children under 18 years must be accompanied by a responsible adult.

e) The protection of children from harm

- Children under the age of 16 must be accompanied by their parent, guardian or other appointed adult at all times when in or around the Club.

**Checklist:**


Please tick to indicate agreement




- |  |  |
|--|--|
| <ul style="list-style-type: none"><li>I have made or enclosed payment of the fee.</li><li>I have sent copies of this application and the plan to responsible authorities.</li><li>I understand that I must now advertise my application.</li><li>I have enclosed the premises licence or relevant part of it or explanation.</li><li>I understand that if I do not comply with the above requirements my application will be rejected.</li></ul> | <ul style="list-style-type: none"><li><input checked="" type="checkbox"/></li><li><input type="checkbox"/></li><li><input checked="" type="checkbox"/></li><li><input checked="" type="checkbox"/></li><li><input checked="" type="checkbox"/></li></ul> |
|--|--|

IT IS AN OFFENCE, UNDER SECTION 168 OF THE LICENSING ACT 2003, TO MAKE A FALSE STATEMENT IN OR IN CONNECTION WITH THIS APPLICATION. THOSE WHO MAKE A FALSE STATEMENT MAY BE LIABLE ON SUMMARY CONVICTION TO A FINE OF ANY AMOUNT

Part 5 – Signatures (please read guidance note 12)

I.....Adam Humphroy.....  
(insert full name)  
make this application on behalf of the club and have authority to bind the club

|           |   |
|-----------|---|
| Signature |  |
| Date      | 19 December 2018  |
| Capacity  | Committee member & Lodge Director   |

|   |   |  |
|---|---|--|
| Address for correspondence associated with this application (please read guidance note 13)                      |   |  |
|                                |   |  |
| Post town   | Crawley   | Post code  |
| Telephone number (if any)   |  |  |
| If you would prefer us to correspond with you by e-mail, your e-mail address (optional)<br>Humpa009@hotmail.com |   |  |

Notes for Guidance

1. You do not have to pay a fee if the only purpose of the variation for which you are applying is to avoid becoming liable for the late night levy.
2. Describe the premises, for example the type of premises it is; its general situation and layout and any other information which would be relevant to the licensing objectives. Where your application includes off-supplies of alcohol and you intend to provide a place for people to consume these off-supplies, please include a description of where this will be and its proximity to the premises.
3. In terms of specific regulated entertainments please note that:
  - Plays: no licence is required for performances between 08.00 and 23.00 on any day, provided that the audience does not exceed 500
  - Films: no licence is required for 'not-for-profit' film exhibition held in community premises between 08.00 and 23.00 on any day provided that the audience does not exceed 500 and the organiser (a) gets consent to the screening from a person who is responsible for the premises; and (b) ensures that each such screening abides by age classification ratings.
  - Indoor sporting events: no licence is required for performances between 08.00 and 23.00 on any day, provided that the audience does not exceed 1000.
  - Boxing or Wrestling Entertainment: no licence is required for a contest, exhibition or display of Greco-Roman wrestling, or freestyle wrestling between 08.00 and 23.00 on any day, provided that the audience does not exceed 1000. Combined fighting sports – defined as a contest, exhibition or display which combines boxing or

wrestling with one or more martial arts -- are licensable as a boxing or wrestling entertainment rather than an indoor sporting event.

- Live music: no licence permission is required for:
    - a performance of unamplified live music between 08.00 and 23.00 on any day, on any premises.
    - a performance of amplified live music between 08.00 and 23.00 on any day on premises authorised to sell alcohol for consumption on those premises, provided that the audience does not exceed 500.
    - a performance of amplified live music between 08.00 and 23.00 on any day, in a workplace that is not licensed to sell alcohol on those premises, provided that the audience does not exceed 500.
    - a performance of amplified live music between 08.00 and 23.00 on any day, in a church hall, village hall, community hall, or other similar community premises, that is not licensed by a premises licence to sell alcohol, provided that (a) the audience does not exceed 500, and (b) the organiser gets consent for the performance from a person who is responsible for the premises.
    - a performance of amplified live music between 08.00 and 23.00 on any day, at the non-residential premises of (i) a local authority, or (ii) a school, or (iii) a hospital, provided that (a) the audience does not exceed 500, and (b) the organiser gets consent for the performance on the relevant premises from: (i) the local authority concerned, or (ii) the school or (iii) the health care provider for the hospital.
  - Recorded Music: no licence permission is required for:
    - any playing of recorded music between 08.00 and 23.00 on any day on premises authorised to sell alcohol for consumption on those premises, provided that the audience does not exceed 500.
    - any playing of recorded music between 08.00 and 23.00 on any day, in a church hall, village hall, community hall, or other similar community premises, that is not licensed by a premises licence to sell alcohol, provided that (a) the audience does not exceed 500, and (b) the organiser gets consent for the performance from a person who is responsible for the premises.
    - any playing of recorded music between 08.00 and 23.00 on any day, at the non-residential premises of (i) a local authority, or (ii) a school, or (iii) a hospital, provided that (a) the audience does not exceed 500, and (b) the organiser gets consent for the performance on the relevant premises from: (i) the local authority concerned, or (ii) the school proprietor or (iii) the health care provider for the hospital.
  - Dance: no licence is required for performances between 08.00 and 23.00 on any day, provided that the audience does not exceed 500. However, a performance which amounts to adult entertainment remains licensable.
  - Cross activity exemptions: no licence is required between 08.00 and 23.00 on any day, with no limit on audience size for:
    - any entertainment taking place on the premises of the local authority where the entertainment is provided by or on behalf of the local authority;
    - any entertainment taking place on the hospital premises of the health care provider where the entertainment is provided by or on behalf of the health care provider;
    - any entertainment taking place on the premises of the school where the entertainment is provided by or on behalf of the school proprietor; and
- any entertainment (excluding films and a boxing or wrestling entertainment) taking place at a travelling circus, provided that (a) it takes place within a moveable structure that accommodates the audience, and (b) that the travelling circus has not been located on the same site for more than 28 consecutive days.
4. Where taking place in a building or other structure please tick as appropriate (Indoors may include a tent).